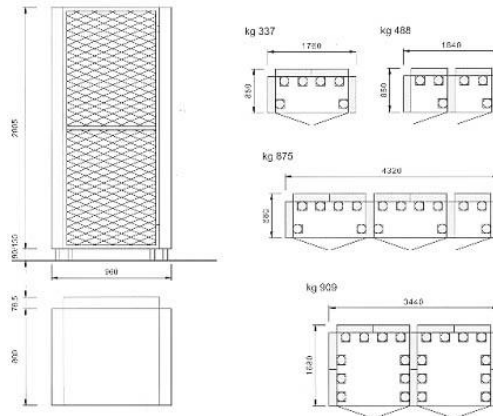


SAFETYBOX® DEPOSITOBOMBOLE cod.SD3


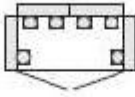

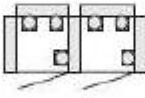

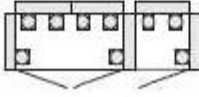

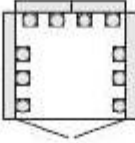

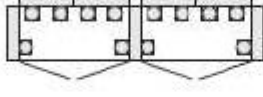

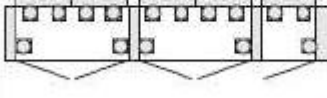

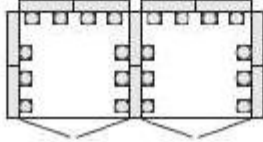
MODULAR UNIT FOR OUTDOOR STORAGE OF COMPRESSED GAS CYLINDERS



- External dimensions of base module SD3: mm 960 x 880 x 2400h
- Weight: 262 kg

- Steel panels are folded and welded onto girders to avoid structural deflection. It includes adjustable legs for fixing onto concrete base. Panel cavities may be filled with sand or concrete once fixed to the base.
- Produced with electrogalvanized steel and outlines, painted with epoxy and polyester acid-proof powders electrostatically applied through thermic tunnel at 200°C.
- Modular design
- Complete with continuous earthing system for each unit.
- Modular roof construction using tarred corrugated board, fixed onto a varnished steel load bearing support.
- P.V.C. rain water gutter.
- Front doors include security mesh and safety lock.
- Design allows separation of fast and slow burning gases.
- Insurance for any possible injury to the user for the whole life of the cabinet.

MODULAR BOX DISASSEMBLED SUPPLIED

PACKING AND WEIGHT	DIMENSIONS	CODE AND DESCRIPTION
 <p>m³ 1,92</p> <p>Gross weight 395 Net weight 377</p>		<p>Deposito Bombole SD6</p> <p>Dimensions: (LxDxH) 1760x880x2400mm</p>
 <p>m³ 1,92</p> <p>Gross weight 466 Net weight 448</p>		<p>Deposito Bombole SD3+3</p> <p>Dimensions: (LxDxH) 1840x880x2400mm</p>
 <p>m³ 2,30</p> <p>Gross weight 586 Net weight 568</p>		<p>Deposito Bombole SD6+3</p> <p>Dimensions: (LxDxH) 2640x880x2400mm</p>
 <p>m³ 2,30</p> <p>Gross weight 568 Net weight 550</p>		<p>Deposito Bombole SD10</p> <p>Dimensions: (LxDxH) 1760x1680x2400mm</p>
 <p>m³ 2,88</p> <p>Gross weight 781 Net weight 683</p>		<p>Deposito Bombole S6+6</p> <p>Dimensions: (LxDxH) 3440x880x2400mm</p>
 <p>m³ 1,92x2</p> <p>Gross weight 911 Net weight 875</p>		<p>Deposito Bombole S6+6+3</p> <p>Dimensions: (LxDxH) 4320x880x2400mm</p>
 <p>m³ 1,92x2</p> <p>Gross weight 945 Net weight 909</p>		<p>Deposito Bombole S10+10</p> <p>Dimensions: (LxDxH) 3440x1680x2400mm</p>